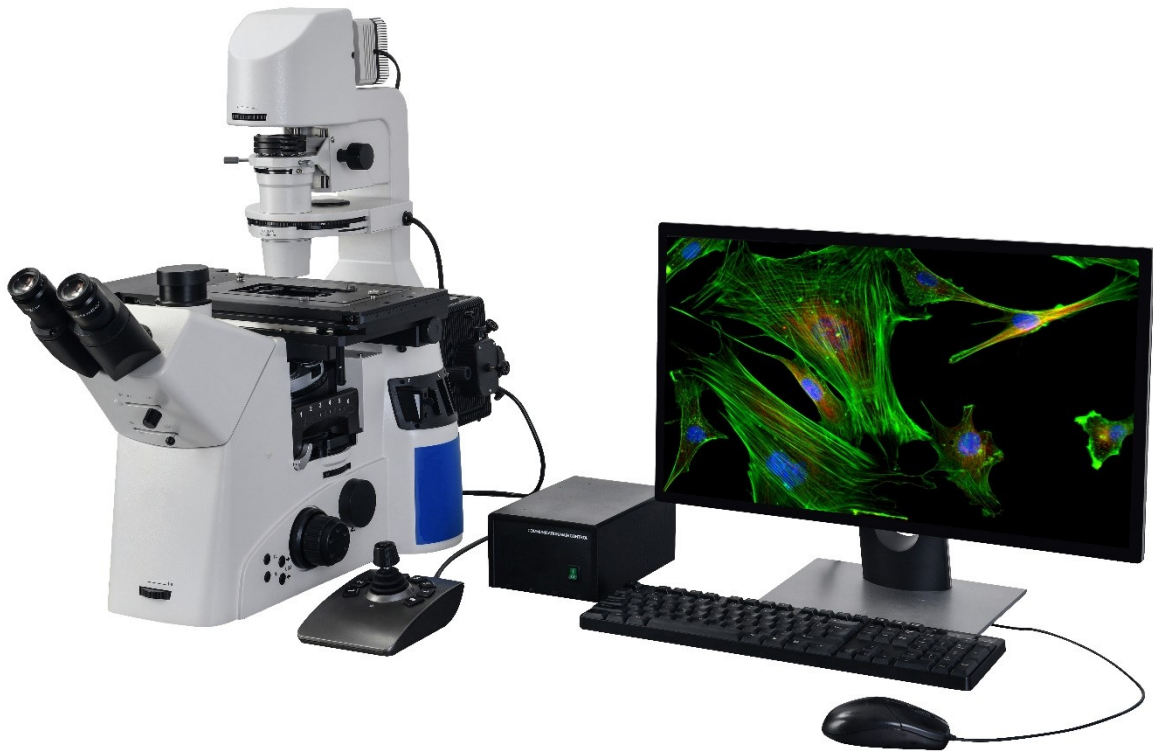


## BS-2095FMA Motorized Inverted Fluorescent Microscope



BS-2095FMA

### Introduction


BS-2095FMA Motorized Inverted Biological Fluorescent Microscope is a research level microscope which is specially designed for medical and health units, universities, research institutes to observe cultured living cells. It adopts an Infinite optical system and ergonomic design.

Users can use software and operating handle(joystick) to control the motorized condenser, motorized stage, motorized nosepiece, motorized focusing, motorized fluorescent filter blocks. The microscope also have autofocusing function. There are 3 camera ports on the microscope(trinocular head, left and right).

### Feature

1. Excellent optical function with infinite optical system.
2. Bright field, phase contrast and DIC observation is available.
3. Innovative stand structure, sharp image display, convenient and special for viewing incubating cell tissue.
4. With Plan semi-APO phase contrast objective, Making Viewing Field Flatter and Brighter, Contrast Sharper, Living Cell Observing easier.

5. The angle of transmitted illumination arm can be adjusted.




6. Motorized condenser, motorized stage, motorized nosepiece, motorized focusing, motorized fluorescent filter blocks. The microscope also have autofocusing function.



Motorized Stage



Motorized condenser



motorized fluorescent filter blocks



Motorized nosepiece



Control box and joystick

## Application

BS-2095FMA Motorized Inverted Biological Fluorescent Microscope can be used by medical and health units, universities, research institutes for observations of micro-organisms, cells, bacteria and tissue cultivation. It can be used for continuous observation of process of cells, bacteria grow and divide in the culture medium. Videos and images can be taken during the process. This microscope is widely used in cytology, parasitology, oncology, immunology, genetic engineering, industrial microbiology, botany and other fields.

## Specification

Item	Specification	BS-2095FMA
Optical system	NIS60 Infinite optical system	●
Eyepiece	SW10×/25mm, φ30mm	●
	SW10×/22mm, φ30mm	○
	EW12.5×/17.5mm, φ30mm	○
	WF15×/16mm, φ30mm	○
	WF20×/12mm, φ30mm	○
Viewing Head	Trinocular head with Bertrand lens, inclined at 45°, Interpupillary 47-78mm, 3 position beam split ratio: 50/50, 100/0, 0/100	●
	Binocular ERGO head	○
Infinite Plan semi-APO phase contrast objective	10× NA=0.3 WD=8.1mm Cover glass 1.2mm	●
	20× NA=0.45 WD=7.5-8.8mm Cover glass 0-2mm	●
	40× NA=0.60 WD=3-4.4mm Cover glass 0-2mm	●
	4× NA=0.13 WD=16.5mm Cover glass 0-2mm	○
	60× NA=0.70 WD=1.8-2.6mm Cover glass 0.1-1.3mm	○
Infinite Plan-APO objective	100× NA=1.45 WD=0.13mm Cover glass 0.17mm	○
Nosepiece	Motorized 6-hole nosepiece with DIC slot (DIC for transmitted and reflected)	●
Condenser	Motorized Long working distance condenser, NA0.55, WD=26mm, with 6-position plate	●
Transmitted Illumination	5W LED illumination (service life of minimum 50,000 hours)	●
Focusing	Motorized auto focusing mechanism, independent operation of left and right hand wheels,	●

	three-speed speed adjustment, focusing range 9mm, repeat positioning accuracy: 0.1μm, motorized escape and recovery mechanism	
Internal magnification	1×, 1.5×	●
Side video port	Switchable by turning plate, 3 models: left side port/eyepiece=50/50; right side port/eyepiece=20/80; left&right side port/eyepiece=0/100	●
Dark field	Optional	○
Polarizing kit	Optional	○
Phase contrast	Standard	●
DIC	Optional	○
Stage	Motorized Three-layer mechanical stage, stage size: 340×230mm, movement range 130(X)×100(Y)mm, flexible knob. Different small sizes stage could be attached to main stage	●
Fluorescent attachment	Epi-fluorescence attachment with 100W HBO mercury lamp and B,G,UV fluorescent filters, field diaphragm, center adjustable.	○
	Epi-fluorescence attachment with 5W LED lamp and B,G,UV fluorescent filters (input voltage: 100V-240V), field diaphragm, center adjustable.	●
	Motorized Multi-model filter block structure, total 6 position, could be taken out from main frame and change different cube easily.	●
C-mount Adapter	1× C-mount Adapter, 1pc	●

Note: ● Standard Outfit, ○ Optional

## Sample Images

